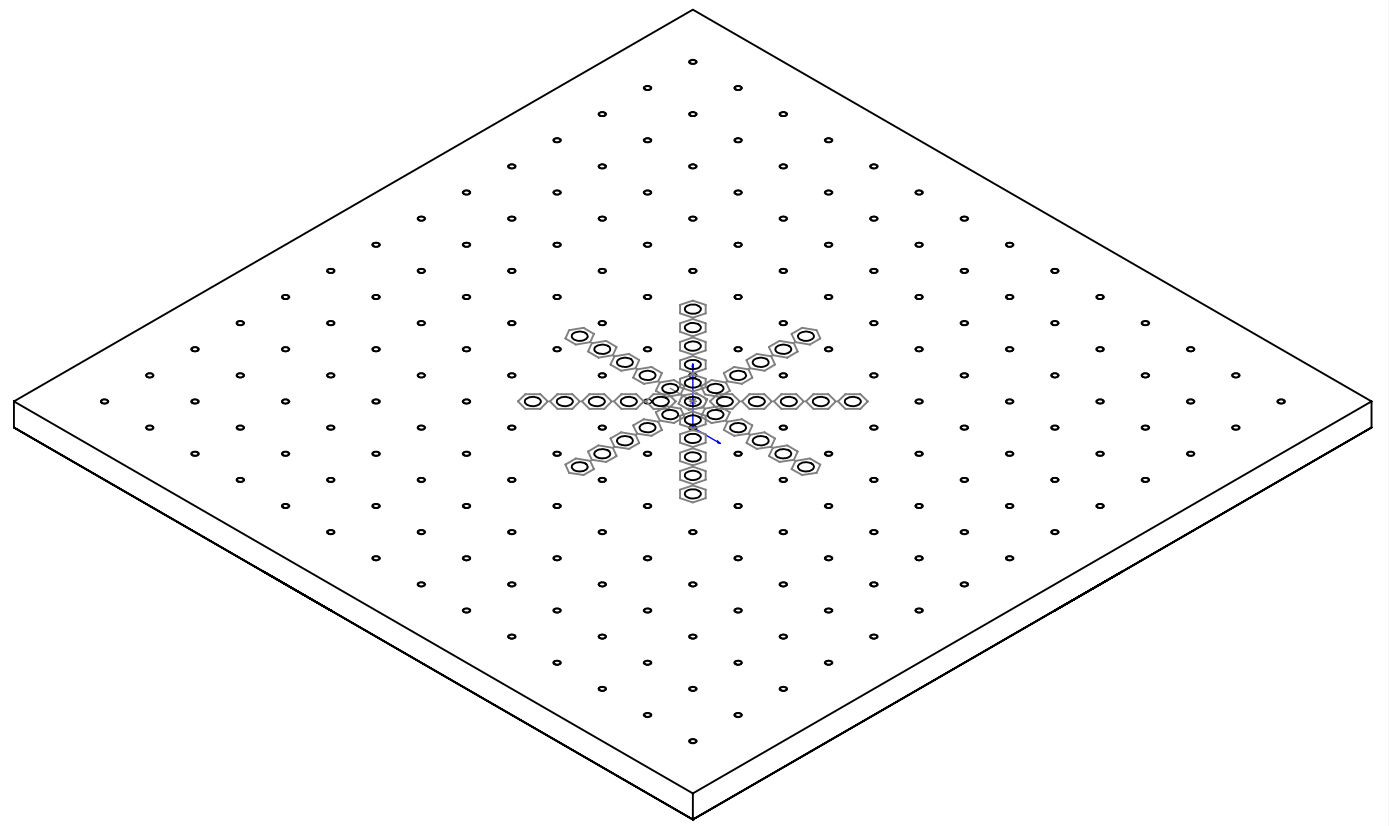
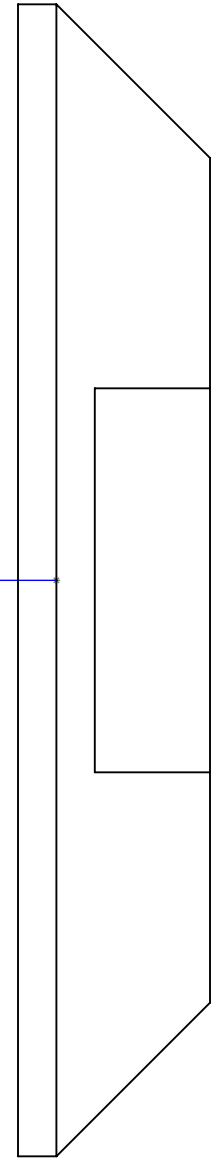
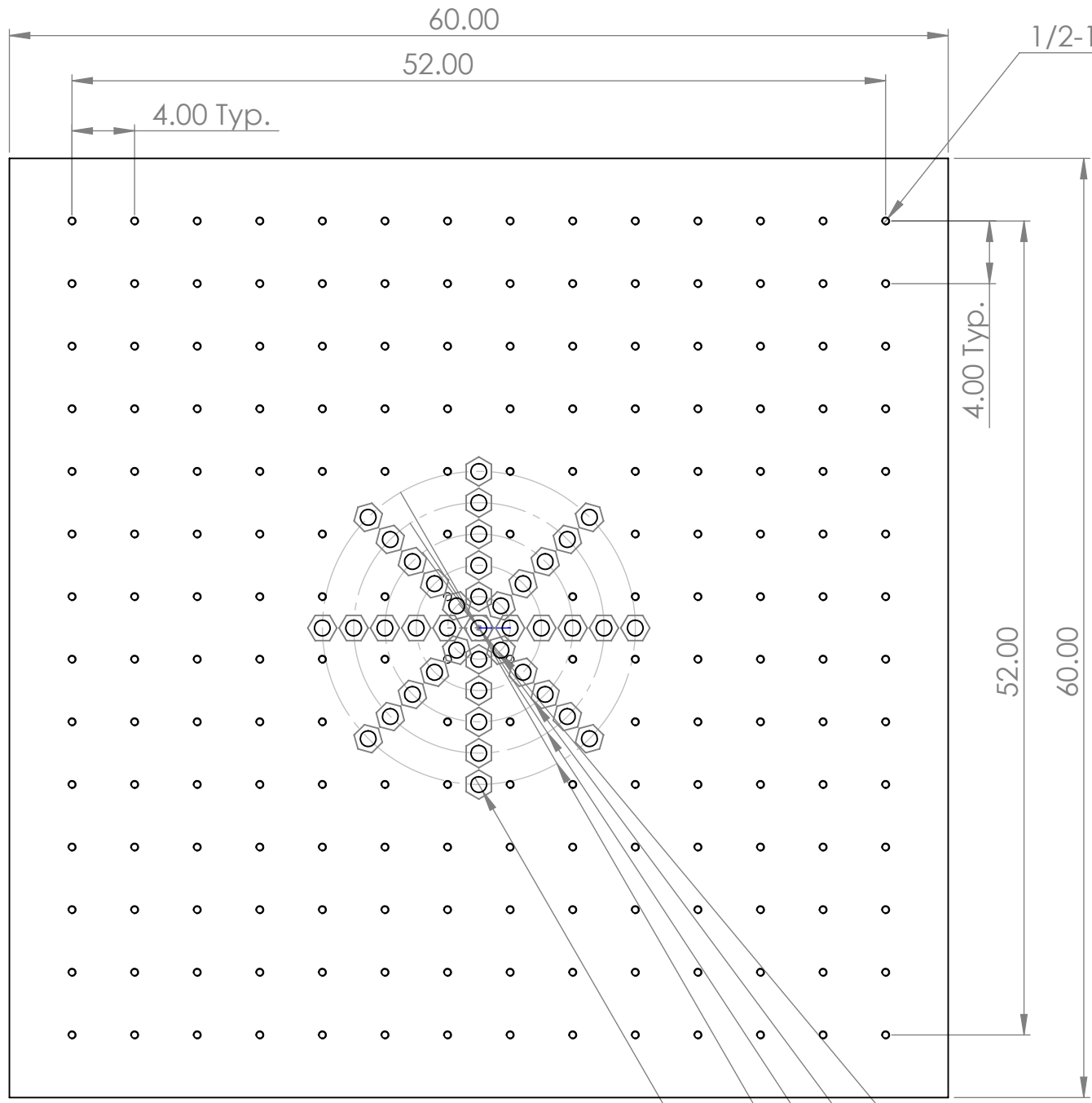


4

3

2

1



B

B

A

A

$\phi$  4.00  
 $\phi$  12.00  
 $\phi$  16.00  
 $\phi$  20.00  
 $\phi$  1.00 Typ.

**PROPRIETARY AND CONFIDENTIAL**  
 THE INFORMATION CONTAINED IN THIS DRAWING IS THE SOLE PROPERTY OF Elite Electronic Engineering. ANY REPRODUCTION IN PART OR AS A WHOLE WITHOUT THE WRITTEN PERMISSION OF Elite Electronic Engineering IS PROHIBITED.

		UNLESS OTHERWISE SPECIFIED:	NAME	DATE	TITLE:	
		DIMENSIONS ARE IN INCHES	DRAWN	TEB	.2/04/22	
		TOLERANCES:	CHECKED			
		FRACTIONAL $\pm 1/16$	ENG APPR.			
		TWO PLACE DECIMAL $\pm 0.01$	MFG APPR.			
		THREE PLACE DECIMAL $\pm 0.005$	Q.A.			
		INTERPRET GEOMETRIC TOLERANCING PER:	COMMENTS:			
		MATERIAL				
NEXT ASSY	USED ON	FINISH				
		Mill				
APPLICATION		DO NOT SCALE DRAWING				
SIZE	DWG. NO.	REV				
<b>B</b>	ENVD111 Head Expander					
SCALE: 1:10			WEIGHT:		SHEET 1 OF 1	

4

3

2

1