



Elite Electronic Engineering, Inc.
1516 Centre Circle
Downers Grove, IL 60515
630-495-9770
www.elitetest.com

NOTE: FOR ELITE CUSTOMER USE ONLY. Information listed here is subject to revision without notice. Actual chamber performance will depend on test item and specification requirements. Contact Elite for current test equipment information and test application assistance.

EMI CHAMBER DESCRIPTION

TEST SUITE 17

Test Room ID: R17

Description:	SEMI-ANECHOIC SHIELDED TEST ENCLOSURE
Primary Testing Uses:	FCC, CE Mark
Dimensions:	7.31m x 3.05m x 3.05m (24ft. x 10ft. x 10ft.) [see Figures – 3 & 4 below]
Construction:	Galvanized Steel Ferrite tile walls and ceiling RF Absorber parcel walls and ceiling
Ground Plane Dimensions:	2.74m x 0.85m (9ft. x 33.5in.) Removable Ground Plane
Distance from Cable Tunnel to Front of Ground Plane:	1.37m (54in.)
Room Filters:	<i>See Below</i>
Power Availability:	External AC 3Phase, 30A Filtered AC Power External 60A Filtered DC Line Note: Other power arrangements are available upon request.



Elite Electronic Engineering, Inc.
1516 Centre Circle
Downers Grove, IL 60515
630-495-9770
www.elitetest.com

NOTE: FOR ELITE CUSTOMER USE ONLY. Information listed here is subject to revision without notice. Actual chamber performance will depend on test item and specification requirements. Contact Elite for current test equipment information and test application assistance.

EMI CHAMBER DESCRIPTION

TEST SUITE 17



Figure – 1: Room 17



Figure – 2: Room 17 with Antenna



Elite Electronic Engineering, Inc.
1516 Centre Circle
Downers Grove, IL 60515
630-495-9770
www.elitetest.com

NOTE: FOR ELITE CUSTOMER USE ONLY. Information listed here is subject to revision without notice. Actual chamber performance will depend on test item and specification requirements. Contact Elite for current test equipment information and test application assistance.

EMI CHAMBER DESCRIPTION

TEST SUITE 17



Figure – 3: Room 17 Ground Plane



Elite Electronic Engineering, Inc.
1516 Centre Circle
Downers Grove, IL 60515
630-495-9770
www.elitetest.com

NOTE: FOR ELITE CUSTOMER USE ONLY. Information listed here is subject to revision without notice. Actual chamber performance will depend on test item and specification requirements. Contact Elite for current test equipment information and test application assistance.

EMI CHAMBER DESCRIPTION

TEST SUITE 17

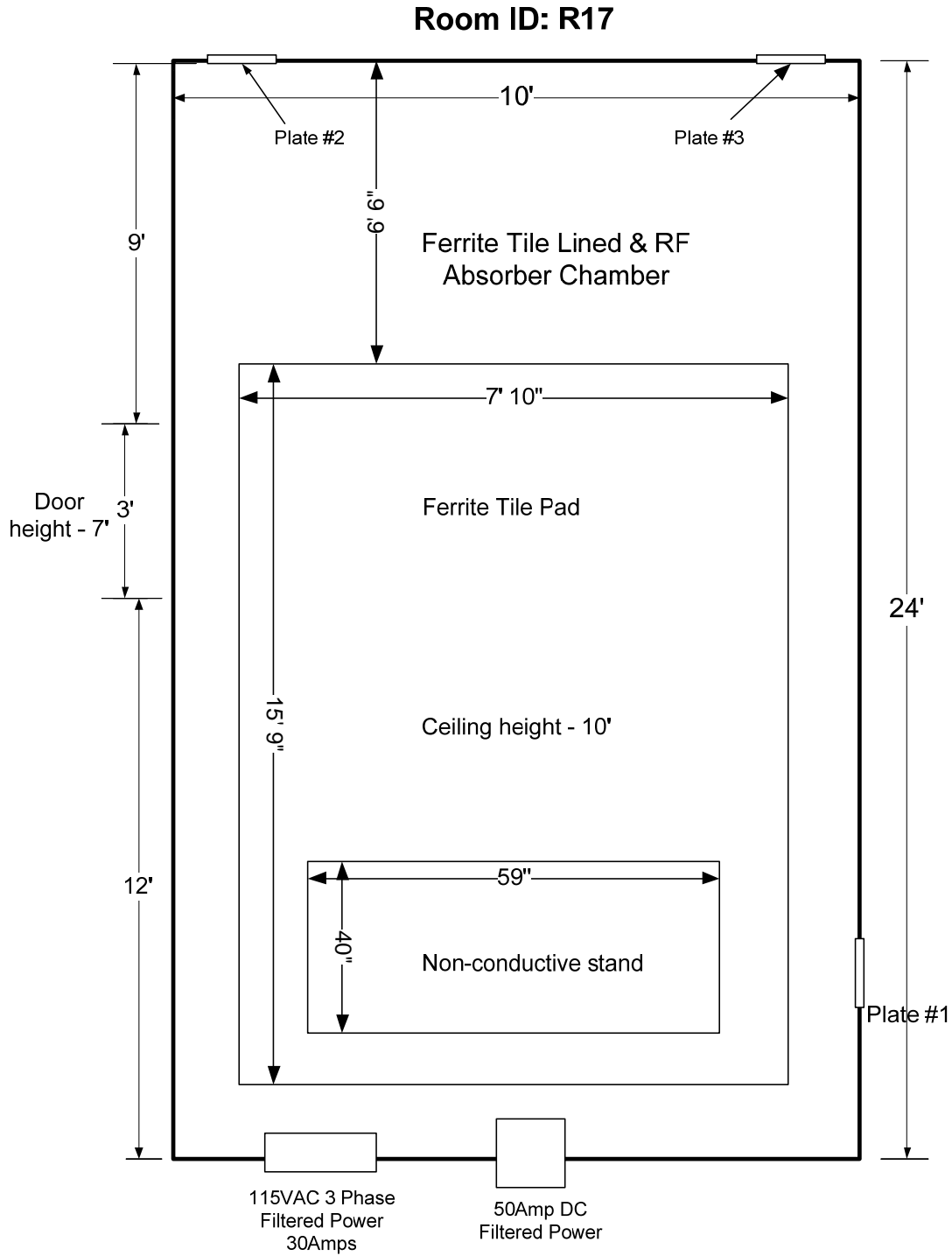


Figure - 4: Rooms 17 Dimension Drawing



Elite Electronic Engineering, Inc.
1516 Centre Circle
Downers Grove, IL 60515
630-495-9770
www.elitetest.com

NOTE: FOR ELITE CUSTOMER USE ONLY. Information listed here is subject to revision without notice. Actual chamber performance will depend on test item and specification requirements. Contact Elite for current test equipment information and test application assistance.

EMI CHAMBER DESCRIPTION

TEST SUITE 17

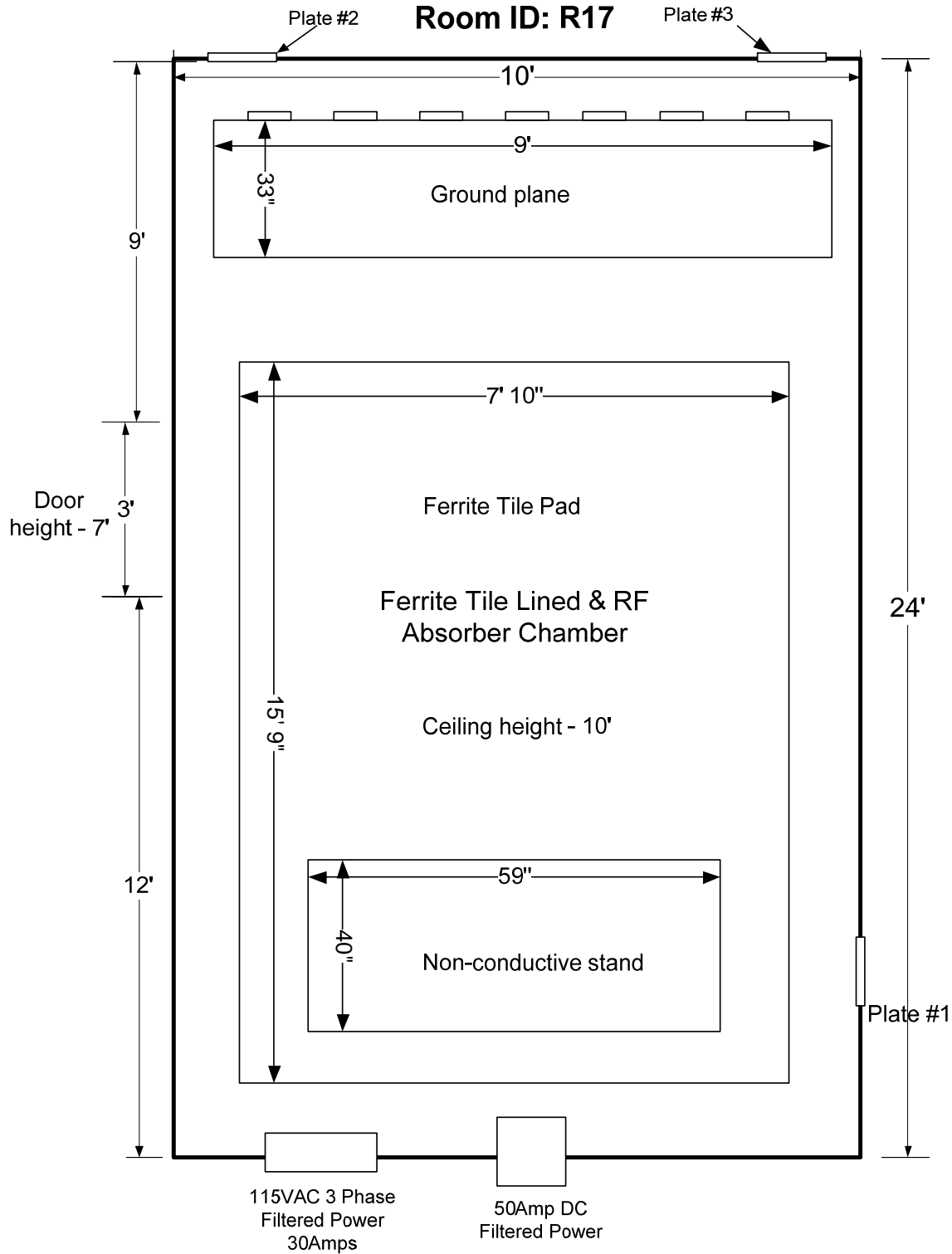


Figure - 5: Rooms 17 Dimension Drawing



Elite Electronic Engineering, Inc.
1516 Centre Circle
Downers Grove, IL 60515
630-495-9770
www.elitetest.com

NOTE: FOR ELITE CUSTOMER USE ONLY. Information listed here is subject to revision without notice. Actual chamber performance will depend on test item and specification requirements. Contact Elite for current test equipment information and test application assistance.

EMI CHAMBER DESCRIPTION

TEST SUITE 17



Figure – 6: Monitor room plate #1




Figure – 7: Monitor room plate #2



Elite Electronic Engineering, Inc.
1516 Centre Circle
Downers Grove, IL 60515
630-495-9770
www.elitetest.com

NOTE: FOR ELITE CUSTOMER USE ONLY. Information listed here is subject to revision without notice. Actual chamber performance will depend on test item and specification requirements. Contact Elite for current test equipment information and test application assistance.

EMI CHAMBER DESCRIPTION

TEST SUITE 17




Figure – 8: Monitor room plate #3



EMI CHAMBER DESCRIPTION

TEST SUITE 17

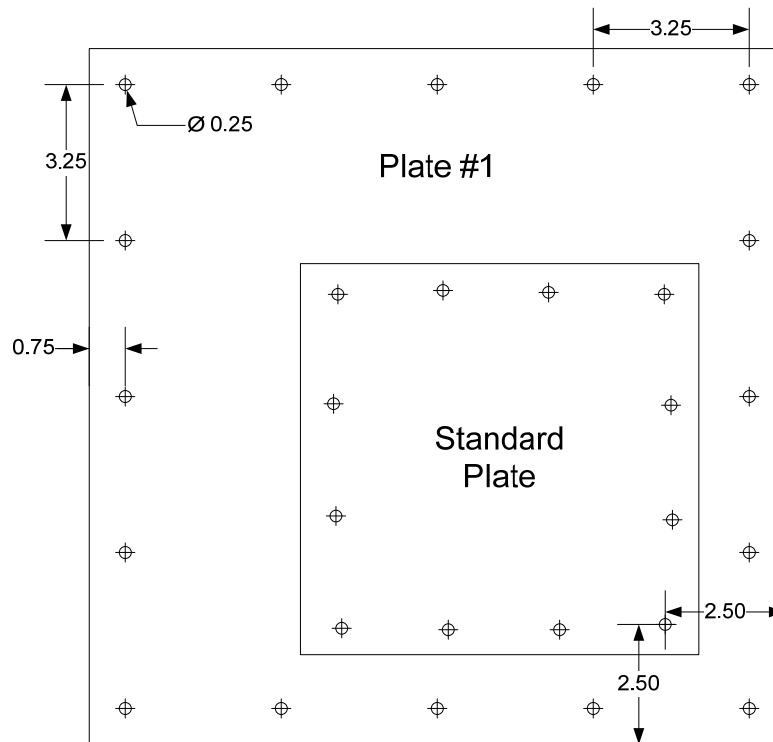


Figure – 9: Monitor room plate dimensions (Plate #1)



EMI CHAMBER DESCRIPTION

TEST SUITE 17

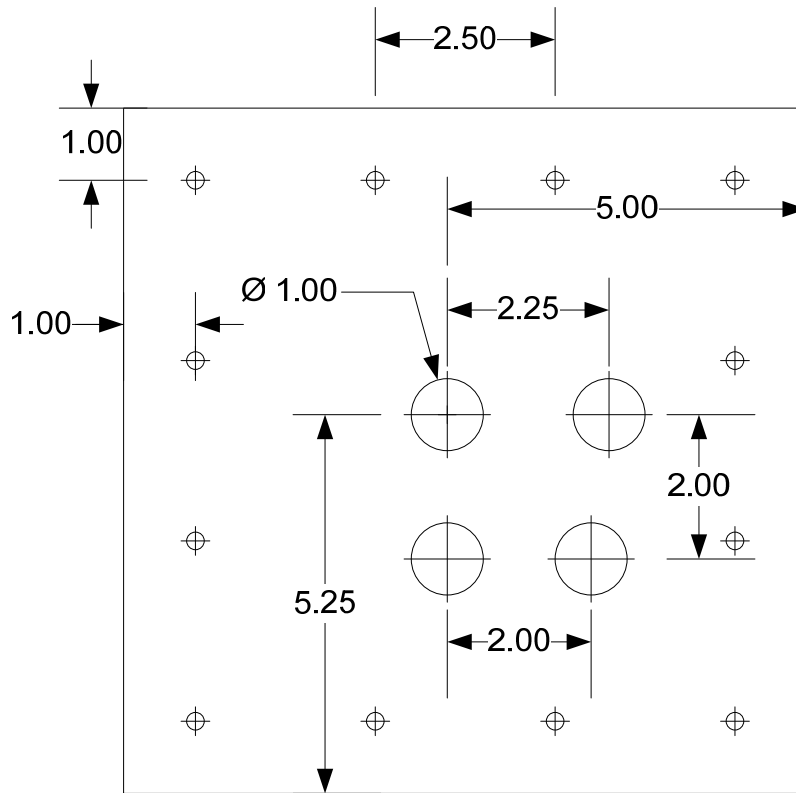


Figure – 10: Monitor room plate dimensions (Plate #2)



EMI CHAMBER DESCRIPTION

TEST SUITE 17

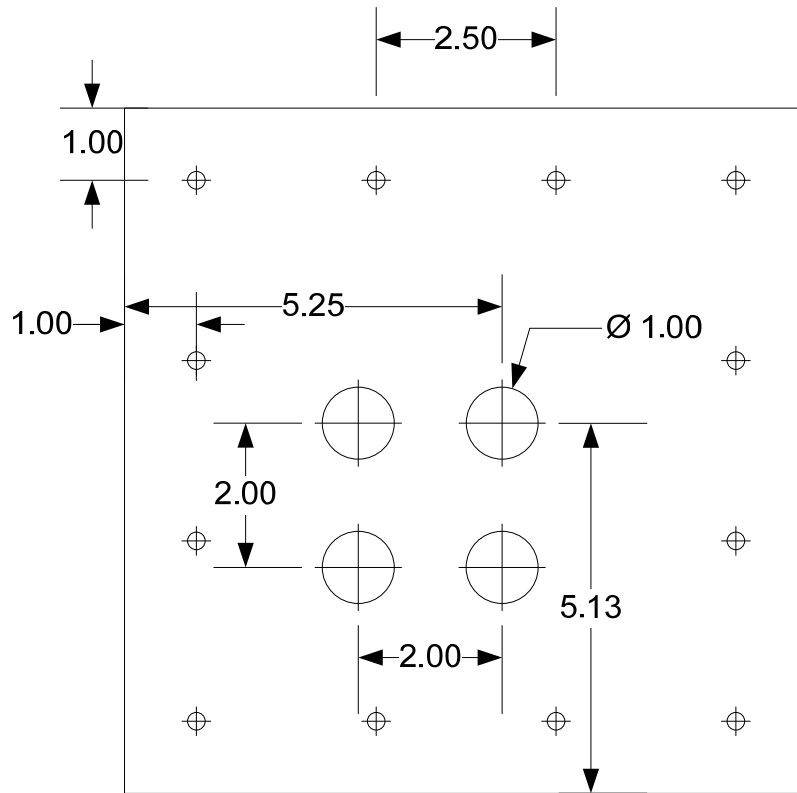


Figure – 11: Monitor room plate dimensions (Plate #3)