



Elite Electronic Engineering, Inc.  
1516 Centre Circle  
Downers Grove, IL 60515  
630-495-9770  
www.elitetest.com

**NOTE: FOR ELITE CUSTOMER USE ONLY.** Information listed here is subject to revision without notice. Actual chamber performance will depend on test item and specification requirements. Contact Elite for current test equipment information and test application assistance.

**EMI CHAMBER DESCRIPTION**

**TEST SUITE 27**

**Test Room ID: R27U**

<b>Description:</b>	SEMI-ANECHOIC SHIELDED TEST ENCLOSURE
<b>Primary Testing Uses:</b>	CISPR 25, AUTOMOTIVE, MIL-STD, DO-160, CE MARK
<b>Dimensions:</b>	7.01m x 6.60m x 4.27m (23ft. x 21ft. 8in. x 14ft) [see Figure-3 below] <i>Door Opening: 2.44m x 2.44m (8ft. x 8ft.)</i>
<b>Construction:</b>	Galvanized Steel Ferrite tiles placed on all four walls and the ceiling RF absorber placed on all four walls and the ceiling <i>Ground Plane Bonding: Copper Straps bolted to Brass Brackets</i>
<b>Ground Plane Dimensions:</b>	3.35m x 1.29m x 0.78mm (11ft. x 50 ¾ in. x 0.31in.) [see Figure-3 below]
<b>Room Filters:</b>	(2) 60A DC Filtered Lines (3) 30A AC Filtered Lines
<b>Power Availability:</b>	115VAC, 60Hz, 1Phase, 20A Filtered AC Power 230VAC (Delta), 60Hz, 3Phase, 30A Filtered AC Power <b>Note: Other power arrangements are available upon request.</b>



Elite Electronic Engineering, Inc.  
1516 Centre Circle  
Downers Grove, IL 60515  
630-495-9770  
www.elitetest.com

**NOTE: FOR ELITE CUSTOMER USE ONLY.** Information listed here is subject to revision without notice. Actual chamber performance will depend on test item and specification requirements. Contact Elite for current test equipment information and test application assistance.

**EMI CHAMBER DESCRIPTION**

**TEST SUITE 27**

**Monitor Room ID: R27P**

<b>Description:</b>	SHIELDED MONITOR ENCLOSURE
<b>Dimensions:</b>	3.65m x 3.65m x 3.05m (12ft. x 12ft. x 10ft.) [see Fig-3 below] <i>Door Opening: 1.22m x 2.13m (4ft. x 7ft.)</i>
<b>Construction:</b>	Galvanized Steel <i>Ground Plane Bonding: Back of ground plane bolted to enclosure wall</i>
<b>Ground Plane Dimensions:</b>	2.44m x 0.76m x 0.78mm (8ft. x 2.5ft. x 0.31in.) [see Figure-3 below] 1.91m x 0.76m x 0.78mm (6.25ft x 2.5ft x 0.31in.) [see Figure-3 below]
<b>Power Availability:</b>	115VAC, 60Hz, 1Phase, 15A Outlets <b>Note: Other power arrangements are available upon request.</b>



Elite Electronic Engineering, Inc.  
1516 Centre Circle  
Downers Grove, IL 60515  
630-495-9770  
www.elitetest.com

**NOTE: FOR ELITE CUSTOMER USE ONLY.** Information listed here is subject to revision without notice. Actual chamber performance will depend on test item and specification requirements. Contact Elite for current test equipment information and test application assistance.

**EMI CHAMBER DESCRIPTION**

**TEST SUITE 27**



**Figure-1: Room 27U (Test Room)**



**Figure-2: Room 27P (Monitor Room)**

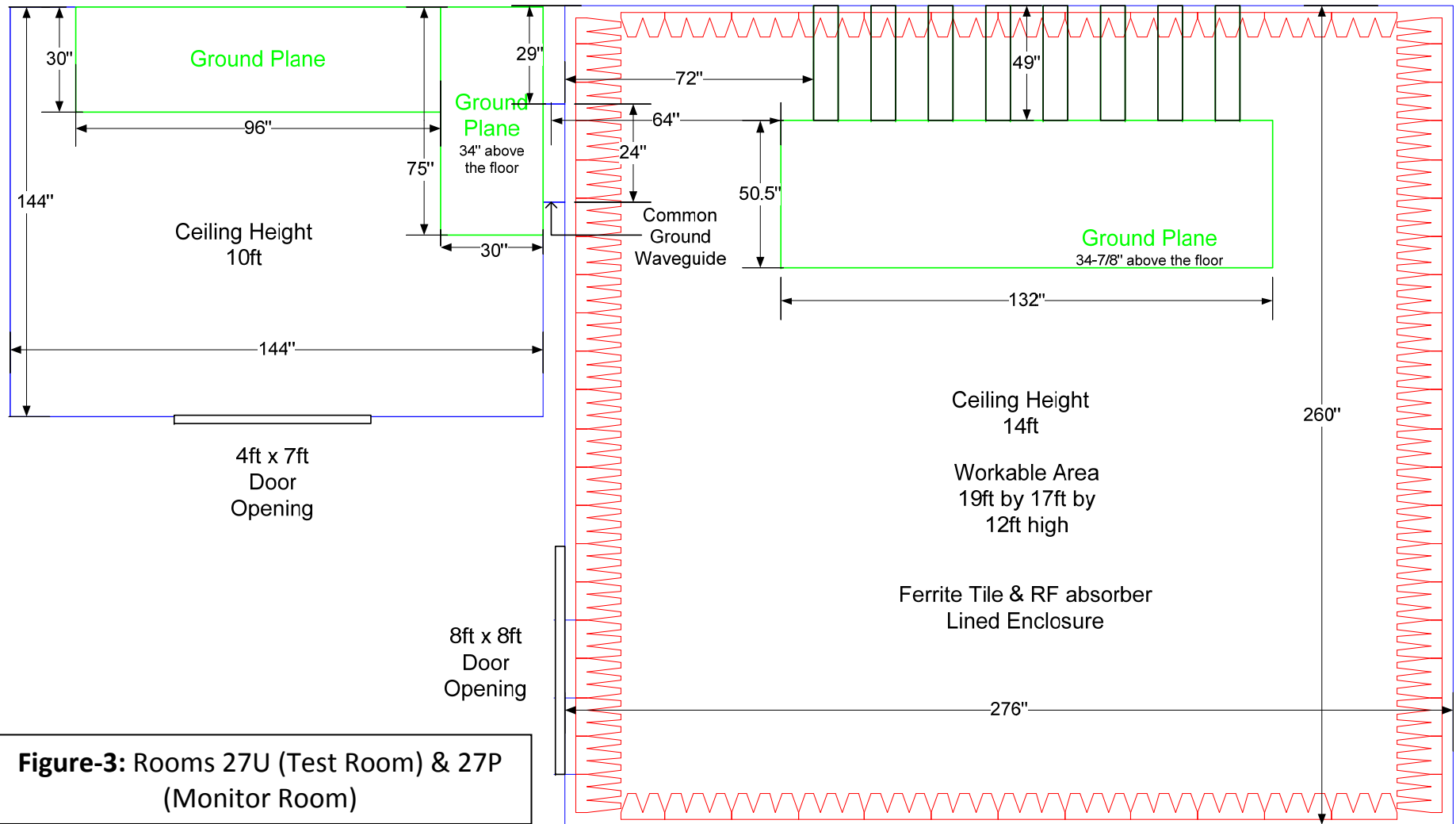


Elite Electronic Engineering, Inc.  
1516 Centre Circle  
Downers Grove, IL 60515  
630-495-9770  
www.elitetest.com

**NOTE: FOR ELITE CUSTOMER USE ONLY.** Information listed here is subject to revision without notice. Actual chamber performance will depend on test item and specification requirements. Contact Elite for current test equipment information and test application assistance.

**EMI CHAMBER DESCRIPTION**

**TEST SUITE 27**



**Figure-3: Rooms 27U (Test Room) & 27P (Monitor Room)**




Elite Electronic Engineering, Inc.  
1516 Centre Circle  
Downers Grove, IL 60515  
630-495-9770  
www.elitetest.com


**NOTE: FOR ELITE CUSTOMER USE ONLY.** Information listed here is subject to revision without notice. Actual chamber performance will depend on test item and specification requirements. Contact Elite for current test equipment information and test application assistance.

**EMI CHAMBER DESCRIPTION**

**TEST SUITE 27**



**Figure-4: Room 27U Waveguide Extension Opening (Back of Plate)**



**Figure-5: Room 27P Waveguide Cover Plate (Monitor Room)**

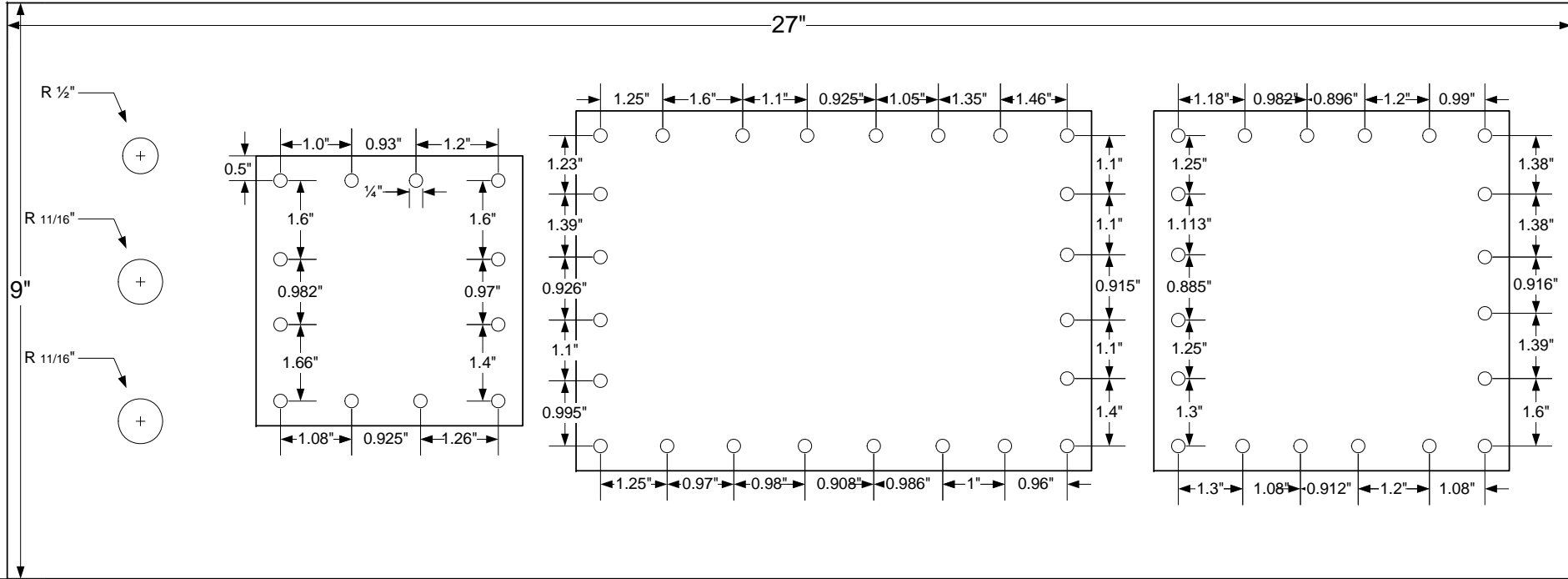


Elite Electronic Engineering, Inc.  
1516 Centre Circle  
Downers Grove, IL 60515  
630-495-9770  
www.elitetest.com

**NOTE: FOR ELITE CUSTOMER USE ONLY.** Information listed here is subject to revision without notice. Actual chamber performance will depend on test item and specification requirements. Contact Elite for current test equipment information and test application assistance.

**EMI CHAMBER DESCRIPTION**

**TEST SUITE 27**



**Figure-6: Room 27P Waveguide Cover Plate Dimensions (Monitor Room)**



Elite Electronic Engineering, Inc.  
1516 Centre Circle  
Downers Grove, IL 60515  
630-495-9770  
www.elitetest.com

**NOTE: FOR ELITE CUSTOMER USE ONLY.** Information listed here is subject to revision without notice. Actual chamber performance will depend on test item and specification requirements. Contact Elite for current test equipment information and test application assistance.

**EMI CHAMBER DESCRIPTION**

**TEST SUITE 27**



**Figure-7: Room 27U Ground Plane Layout**



**Figure-8: Room 27U Ground Plane Layout**