



Elite Electronic Engineering, Inc.
1516 Centre Circle
Downers Grove, IL 60515
630-495-9770
www.elitetest.com

NOTE: FOR ELITE CUSTOMER USE ONLY. Information listed here is subject to revision without notice. Actual chamber performance will depend on test item and specification requirements. Contact Elite for current test equipment information and test application assistance.

EMI CHAMBER DESCRIPTION

TEST SUITE 29

Test Room ID: R29F

Description:	SEMI-ANECHOIC SHIELDED TEST ENCLOSURE
Primary Testing Uses:	FCC, CE MARK, AUTOMOTIVE
Dimensions:	9.75m x 6.10m x 5.49m (32ft. x 20ft. x 18ft.) [see Figure - 5 below] <i>Usable Space:</i> 8.53m x 4.88m (28ft. x 16ft.)
Construction:	Galvanized Steel Ferrite tiles placed on all four walls and the ceiling RF absorber placed on all four walls and the ceiling <i>Ground Plane Bonding:</i> Copper Straps bolted to Brass Brackets
Ground Plane Dimensions:	3.07m x 1.20m (10ft. x 47in.) Removable ground plane 2m Turntable with 1497kg weight capacity
Power Availability:	External AC, 3Phase, 30A Filtered Power External DC, 60A Filtered Power Note: <i>Other power arrangements are available upon request.</i>



Elite Electronic Engineering, Inc.
1516 Centre Circle
Downers Grove, IL 60515
630-495-9770
www.elitetest.com

NOTE: FOR ELITE CUSTOMER USE ONLY. Information listed here is subject to revision without notice. Actual chamber performance will depend on test item and specification requirements. Contact Elite for current test equipment information and test application assistance.

EMI CHAMBER DESCRIPTION

TEST SUITE 29

Monitor Room ID: R29P

Description:	SHIELDED MONITOR ENCLOSURE
Dimensions:	3.66m x 2.44m x 3.05m (12ft. x 8ft. x 10ft.) [see Figure - 5 below]
Construction:	Galvanized Steel
Ground Plane Dimensions:	None
Power Availability:	115VAC, 60Hz, 1Phase, 15 Amp Outlets <i>Note: Other power arrangements are available upon request.</i>



Elite Electronic Engineering, Inc.
1516 Centre Circle
Downers Grove, IL 60515
630-495-9770
www.elitetest.com

NOTE: FOR ELITE CUSTOMER USE ONLY. Information listed here is subject to revision without notice. Actual chamber performance will depend on test item and specification requirements. Contact Elite for current test equipment information and test application assistance.

EMI CHAMBER DESCRIPTION

TEST SUITE 29




Figure – 1: Room 29F (Test Room)




Figure – 2: Room 29F (Test Room)



Elite Electronic Engineering, Inc.
1516 Centre Circle
Downers Grove, IL 60515
630-495-9770
www.elitetest.com

NOTE: FOR ELITE CUSTOMER USE ONLY. Information listed here is subject to revision without notice. Actual chamber performance will depend on test item and specification requirements. Contact Elite for current test equipment information and test application assistance.

EMI CHAMBER DESCRIPTION

TEST SUITE 29



Figure – 3: Room 29F With Movable Ground Plane Shown (Test Room)



Elite Electronic Engineering, Inc.
1516 Centre Circle
Downers Grove, IL 60515
630-495-9770
www.elitetest.com

NOTE: FOR ELITE CUSTOMER USE ONLY. Information listed here is subject to revision without notice. Actual chamber performance will depend on test item and specification requirements. Contact Elite for current test equipment information and test application assistance.

EMI CHAMBER DESCRIPTION

TEST SUITE 29



Figure – 4: Room 29P (Monitor Room)



Elite Electronic Engineering, Inc.
1516 Centre Circle
Downers Grove, IL 60515
630-495-9770
www.elitetest.com

NOTE: FOR ELITE CUSTOMER USE ONLY. Information listed here is subject to revision without notice. Actual chamber performance will depend on test item and specification requirements. Contact Elite for current test equipment information and test application assistance.

EMI CHAMBER DESCRIPTION

TEST SUITE 29

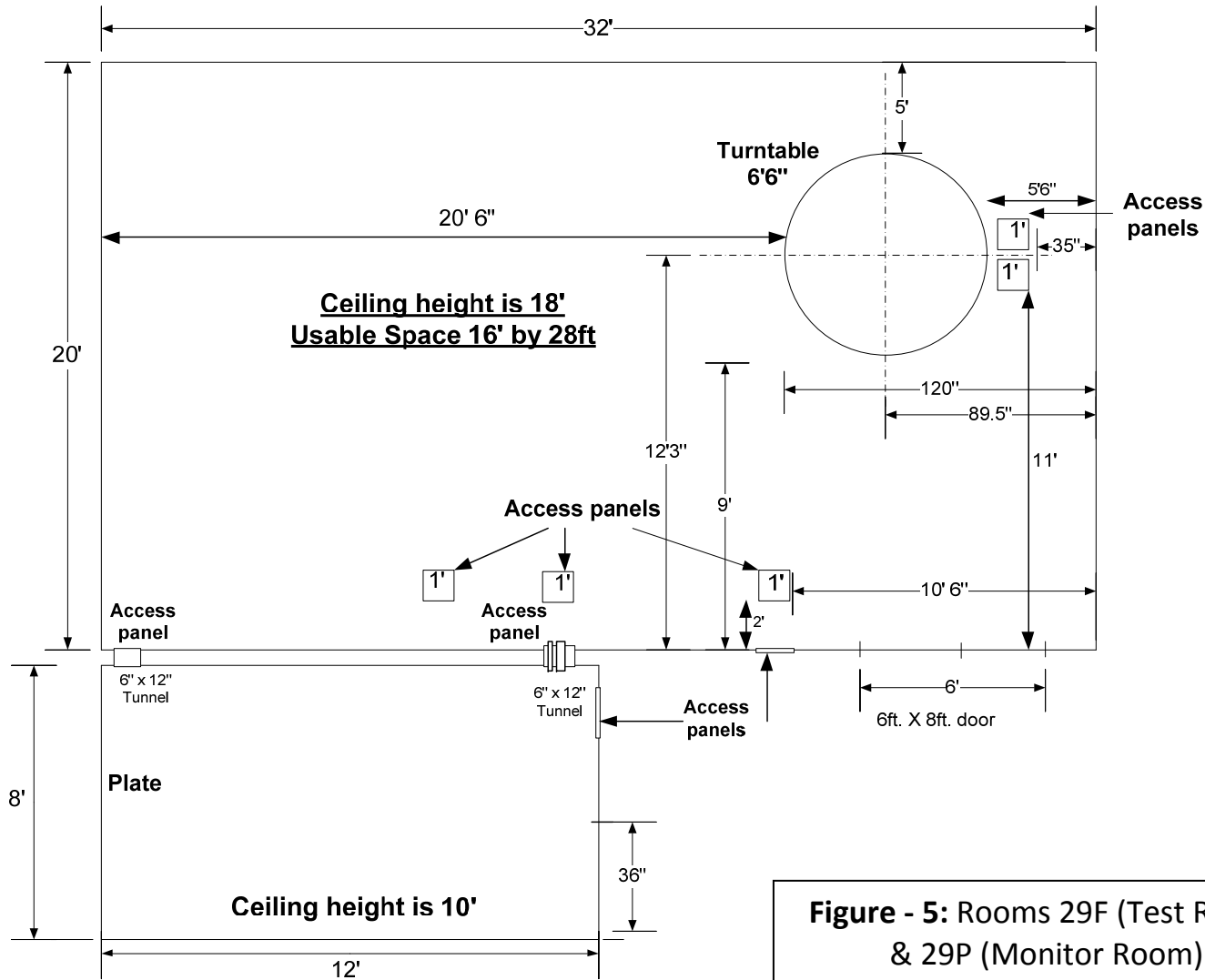


Figure - 5: Rooms 29F (Test Room) & 29P (Monitor Room)



Elite Electronic Engineering, Inc.
1516 Centre Circle
Downers Grove, IL 60515
630-495-9770
www.elitetest.com

NOTE: FOR ELITE CUSTOMER USE ONLY. Information listed here is subject to revision without notice. Actual chamber performance will depend on test item and specification requirements. Contact Elite for current test equipment information and test application assistance.

EMI CHAMBER DESCRIPTION

TEST SUITE 29



Figure – 6: Monitor room plate



Figure – 7: Control room plate



Elite Electronic Engineering, Inc.
1516 Centre Circle
Downers Grove, IL 60515
630-495-9770
www.elitetest.com

NOTE: FOR ELITE CUSTOMER USE ONLY. Information listed here is subject to revision without notice. Actual chamber performance will depend on test item and specification requirements. Contact Elite for current test equipment information and test application assistance.

EMI CHAMBER DESCRIPTION

TEST SUITE 29



Figure – 8: Control room Receiver plate & Antenna Mast controller



Elite Electronic Engineering, Inc.
1516 Centre Circle
Downers Grove, IL 60515
630-495-9770
www.elitetest.com

NOTE: FOR ELITE CUSTOMER USE ONLY. Information listed here is subject to revision without notice. Actual chamber performance will depend on test item and specification requirements. Contact Elite for current test equipment information and test application assistance.

EMI CHAMBER DESCRIPTION

TEST SUITE 29



Figure – 9: Test Chamber Access plate