



Elite Electronic Engineering, Inc.
1516 Centre Circle
Downers Grove, IL 60515
630-495-9770
www.elitetest.com

NOTE: FOR ELITE CUSTOMER USE ONLY. Information listed here is subject to revision without notice. Actual chamber performance will depend on test item and specification requirements. Contact Elite for current test equipment information and test application assistance.

EMI CHAMBER DESCRIPTION

TEST SUITE 21

Test Room ID: R21F

Description:	SEMI-ANECHOIC SHIELDED TEST ENCLOSURE
Primary Testing Uses:	FCC, CE Mark
Dimensions:	9.75m x 6.10m x 5.49m (32ft. x 20ft. x 18ft.) [see Figure - 3 below]
Construction:	Galvanized Steel Ferrite tile walls and ceiling RF Absorber parcel walls and ceiling Removable floor section to make fully anechoic
Ground Plane Dimensions:	2m Turntable (1497kg)
Distance from Cable Tunnel to Front of Ground Plane:	N/A
Room Filters:	(1) 100A DC Filtered Lines
Power Availability:	External AC 3Phase, 30A Filtered AC Power External 60A DC Filtered Line Note: Other power arrangements are available upon request.



Elite Electronic Engineering, Inc.
1516 Centre Circle
Downers Grove, IL 60515
630-495-9770
www.elitetest.com

NOTE: FOR ELITE CUSTOMER USE ONLY. Information listed here is subject to revision without notice. Actual chamber performance will depend on test item and specification requirements. Contact Elite for current test equipment information and test application assistance.

EMI CHAMBER DESCRIPTION

TEST SUITE 21

Monitor Room ID: R21P

Description:	SHIELDED MONITOR ENCLOSURE
Dimensions:	3.66m x 4.88m x 3.05m (12ft. x 16ft. x 10ft.) [see Figure - 3 below]
Construction:	Galvanized Steel
Ground Plane Dimensions:	N/A
Distance from Cable Tunnel to Front of Ground Plane:	N/A
Power Availability:	115VAC, 60Hz, 1Phase, 15A Outlets <i>Note: Other power arrangements available upon request.</i>



Elite Electronic Engineering, Inc.
1516 Centre Circle
Downers Grove, IL 60515
630-495-9770
www.elitetest.com

NOTE: FOR ELITE CUSTOMER USE ONLY. Information listed here is subject to revision without notice. Actual chamber performance will depend on test item and specification requirements. Contact Elite for current test equipment information and test application assistance.

EMI CHAMBER DESCRIPTION

TEST SUITE 21



Figure – 1 & 2: Room 21F (Test Room)





Elite Electronic Engineering, Inc.
1516 Centre Circle
Downers Grove, IL 60515
630-495-9770
www.elitetest.com

NOTE: FOR ELITE CUSTOMER USE ONLY. Information listed here is subject to revision without notice. Actual chamber performance will depend on test item and specification requirements. Contact Elite for current test equipment information and test application assistance.

EMI CHAMBER DESCRIPTION

TEST SUITE 21



Figure – 3: Room 21P (Monitor Room)



Elite Electronic Engineering, Inc.
1516 Centre Circle
Downers Grove, IL 60515
630-495-9770
www.elitetest.com

NOTE: FOR ELITE CUSTOMER USE ONLY. Information listed here is subject to revision without notice. Actual chamber performance will depend on test item and specification requirements. Contact Elite for current test equipment information and test application assistance.

EMI CHAMBER DESCRIPTION

TEST SUITE 21

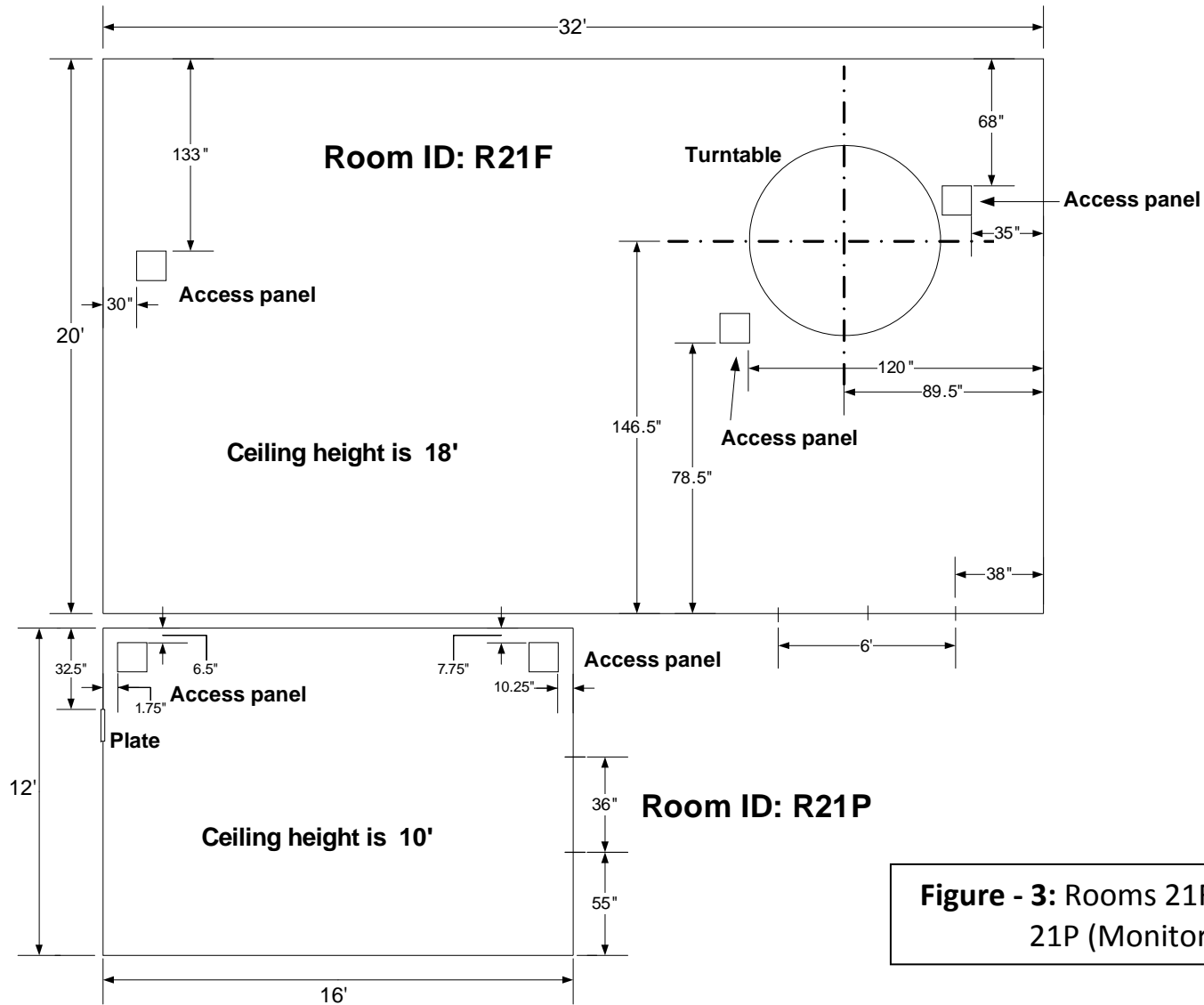


Figure - 3: Rooms 21F (Test Room) & 21P (Monitor Room)



Elite Electronic Engineering, Inc.
1516 Centre Circle
Downers Grove, IL 60515
630-495-9770
www.elitetest.com

NOTE: FOR ELITE CUSTOMER USE ONLY. Information listed here is subject to revision without notice. Actual chamber performance will depend on test item and specification requirements. Contact Elite for current test equipment information and test application assistance.

EMI CHAMBER DESCRIPTION

TEST SUITE 21




Figure – 4: Monitor room plate

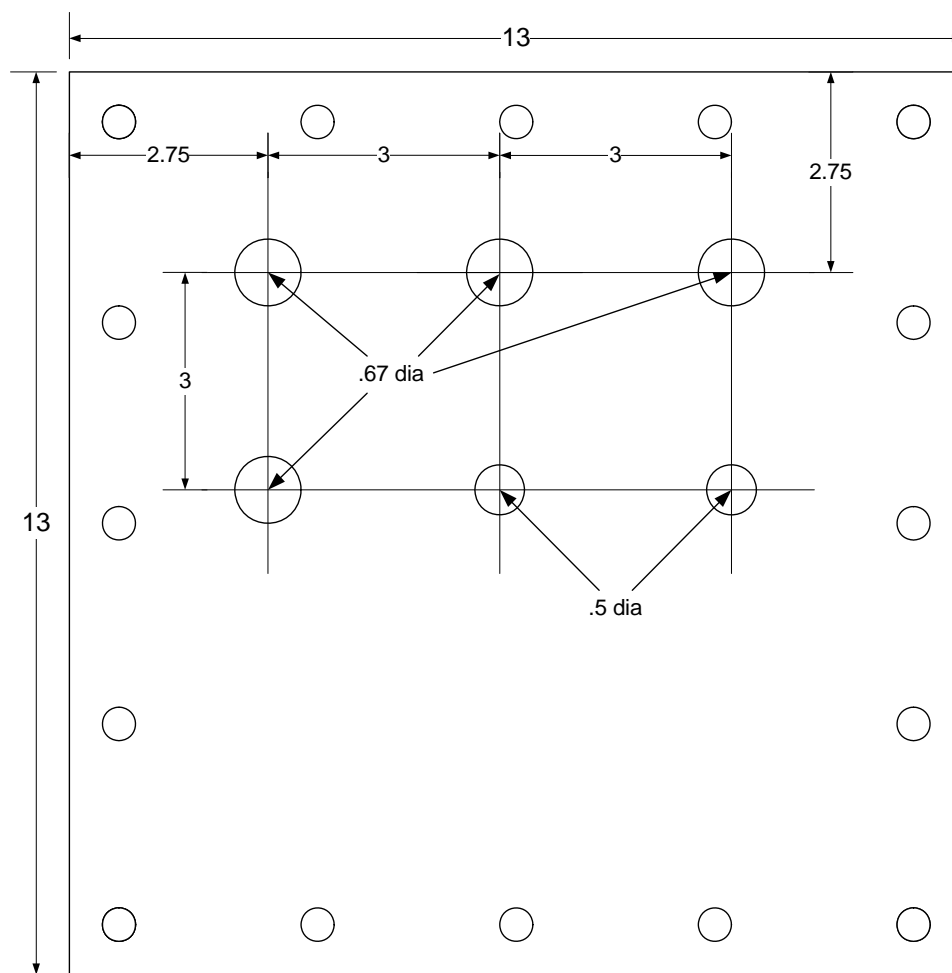


Elite Electronic Engineering, Inc.
1516 Centre Circle
Downers Grove, IL 60515
630-495-9770
www.elitetest.com

NOTE: FOR ELITE CUSTOMER USE ONLY. Information listed here is subject to revision without notice. Actual chamber performance will depend on test item and specification requirements. Contact Elite for current test equipment information and test application assistance.

EMI CHAMBER DESCRIPTION

TEST SUITE 21



All dimensions are in inches

Figure – 5: Monitor room plate dimensions